

2020

DATA AND STRATEGY SERIES ON CORRECTIONS

AMNESTY RELEASE UNDER COVID-19 PANDEMIC

Vol. 1 Number 1



www.correctional.gov.ng



www.prawa.org

@PRAWA and NCoS
April 2020

Written By Ifunanya Igbokwe
EDITORS; Dr. Uju Agomoh, Dr Amos Kupan and Chuks Austin Njoku





BACKGROUND

Since the Announcement of the federal Government to decongest the correctional centers in light of the Covid-19 pandemic, coordinated efforts has been made by various key stakeholders and actors in the criminal justice administration across the states and the federal capital territory to implement the decongestion directives and advisory (in relation to federal and state offences respectively)

This is the maiden edition of the Data and Strategy Series on Corrections. It contains information on the number of inmates released across the various states of the federation and the Federal Capital Territory as at April 30, 2020 and the analysis of this information according to other demographics.

The analysis provide information on the impact of the exercise on th prison population and the potential of this helping towards decongestion of the correctional centers and promoting opportunity for social distancing. It also provides information on the number of persons released in relation to the various states and Geopolitical zones.

The data shows that as at April 30th, 2020 only twenty-six (26) states and Federal Capital Territory effected the release directive/advisory. Abia, Imo, Enugu, Gombe, Zamfara, Bayelsa, Niger, Adamawa, Taraba and Jigawa states are yet to effect the directive/advisory. All the states in south west region has complied with the directive/advisory. Percentage of those released in relation to the total inmate population of the country is 4.03%, while that of Lagos is 2.38%

It is hoped that the above information will provide the needed guidance for key decision makers, criminal justice administration and heads of justice institutions to do the needful and address the observed gaps.

Total Number of Persons Released	2712	Total Lockup in FCT	1309
Number of State that have released Persons	26	Number of Released in FCT	70
Total of states of the federation	37	Percentage of Released in FCT	5.35%
Mean with respect to total number of states of the Federation	73.30		
Mean with respect to Number of State that have released Persons	104.31	Total Lock up in Lagos state	8550
		Number of Released in Lagos	204
National Total Lock up	67364	Percentage of Released in Lagos	2.38%
Percentage of Released persons (national)	4.03%		

Table 1

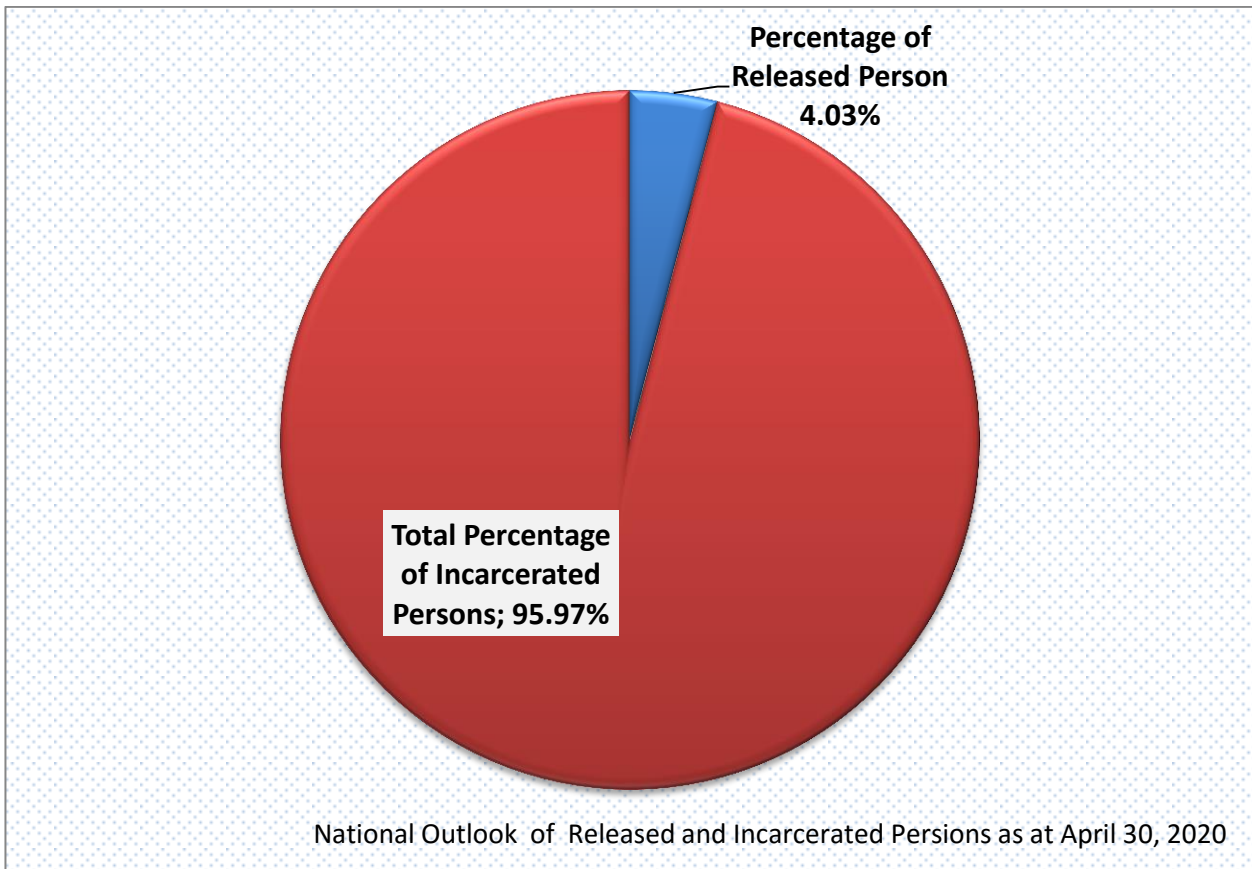


Fig1; National Outlook of Released and Incarcerated Persons as at April 30, 2020



AMNESTY RELEASE ACROSS ALL THE CUSTODIAL CENTERS IN NIGERIA, APRIL 30, 2020

State	Geopolitical Zone	Total Number Released So Far	Percentage Released per state compared to total released	Federal Offenders	State Offenders	State Total Lockup	% Released compared to Total Lockup	
Abia	South East		0.00%			1741	0	
Imo			0.00%			2552	0	
Enugu				0.00%			2396	0
Ebonyi		33	1.22%			1184	2.79%	
Anambra		54	1.99%			1862	2.90%	
		87	3.21%					
Edo	South South	173	6.38%			2763	6.26%	
Rivers		62	2.29%			5046	1.23%	
Delta		150	5.53%			2820	5.32%	
Bayelsa				0.00%			630	0.00%
Akwa Ibom		68	2.51%			2537	2.68%	
Cross River		92	3.39%			963	9.55%	
		545	20.10%					
Lagos	South West	204	7.52%			8556	2.38%	
Ogun		247	9.11%			3295	7.50%	
Ondo		150	5.53%			1193	12.57%	
Osun		17	0.63%			1152	1.48%	
Oyo		52	1.92%			1612	3.23%	
Ekiti		30	1.11%			471	6.37%	
		700	25.81%					
Kogi	North Central	41	1.51%			320	12.81%	
Benue		58	2.14%			691	8.39%	
Nasarawa		103	3.80%			1490	6.91%	
Plateau		63	2.32%			1495	4.21%	
Kwara		65	2.40%			979	6.64%	
Niger				0.00%		1153	0.00%	
FCT		70	2.58%			1309	5.35%	
		400	12.17%					
Adamawa	North East		0.00%			2130	0.00%	
Bauchi		69	2.54%			1722	4.01%	
Borno		93	3.43%			930	10.00%	
Gombe				0.00%			1350	0.00%
Yobe		27	1.00%			578	4.67%	
Taraba				0.00%			1144	0.00%
		189	6.97%					
Jigawa	North West		0.00%			967	0.00%	
Kaduna		164	6.05%			2417	6.79%	
Kano				0.00%			3576	0.00%
Katsina		421	15.52%			1590	26.48%	
Kebbi		188	6.93%			972	19.34%	
Sokoto		18	0.66%			1145	1.57%	
Zamfara				0.00%			633	0.00%
		791	29.17%					
TOTAL		2712	100.00%			67364		
National Lockup released %		4.03%	95.97%					

Table 2; General Amnesty Release across The federation

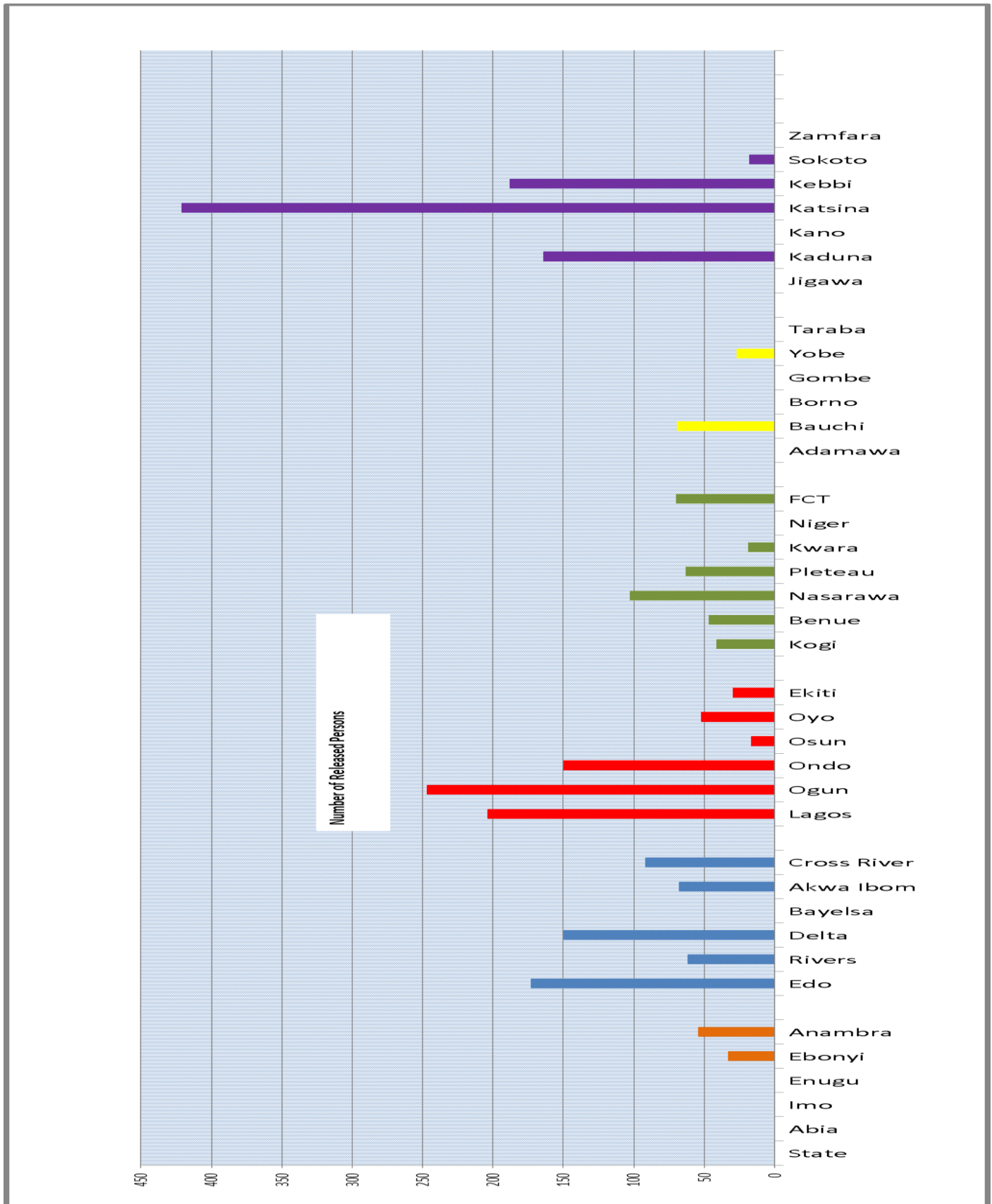
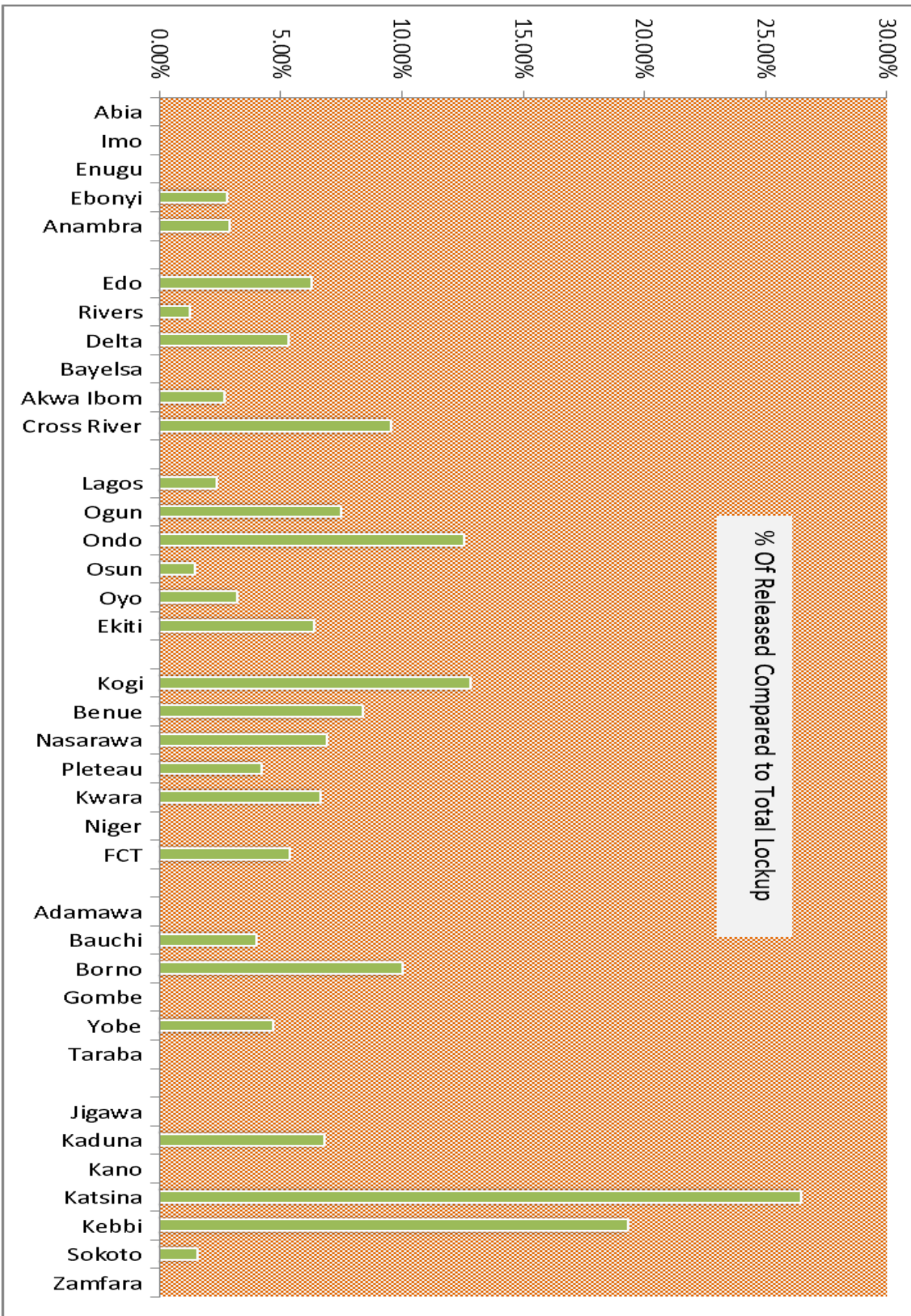


Fig 2a; Graphical Representation for all States





Number of Released Persons

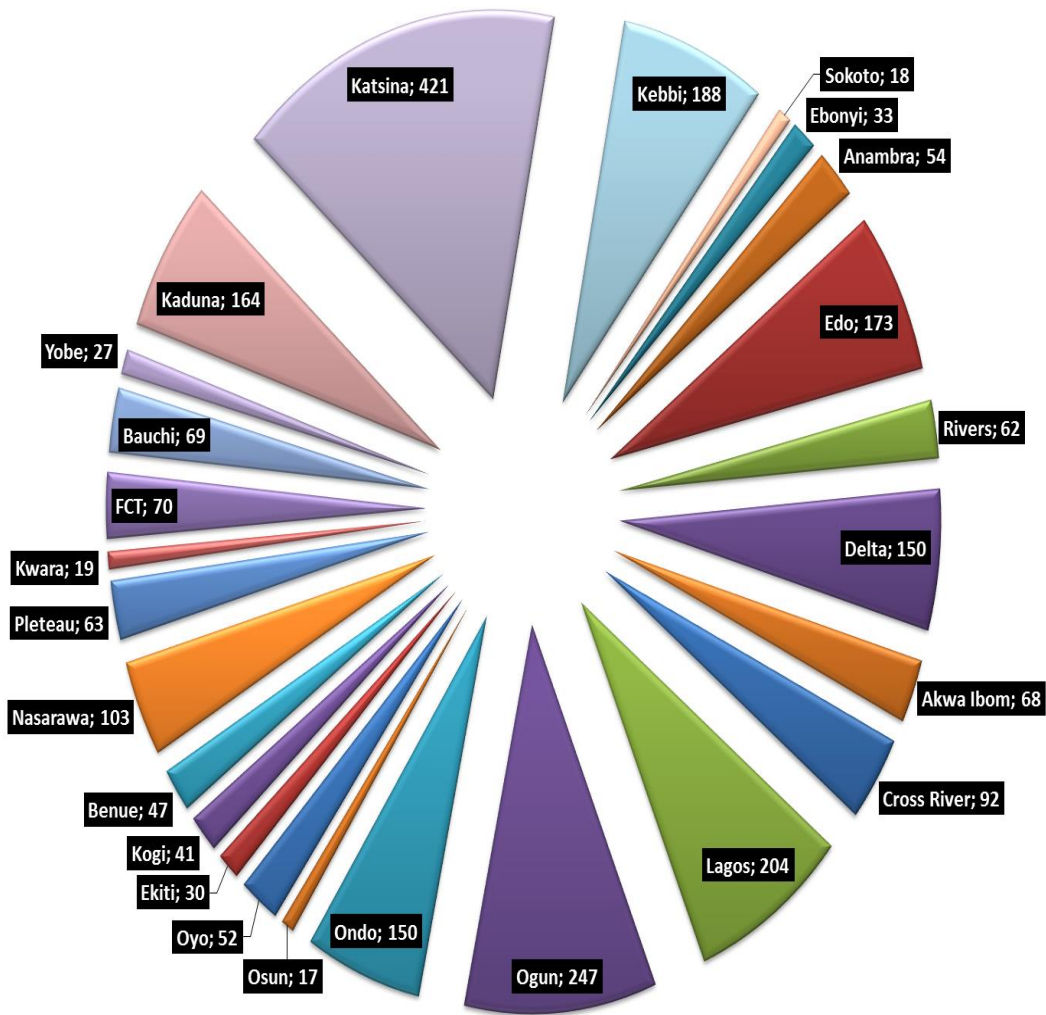


Fig 2b; Graphical Representation for all States



GEOPOLITICAL REPRESENTATION

GEOPOLITICAL REGION	PERCENTAGE DISTRIBUTION [%]	Number of Persons Released
South East [3.52%]	3.52	87
South South [18.34%]	21.27	545
South West [28.34%]	28.34	700
North Central [11.05%]	11.05	400
North East [3.89%]	3.89	189
North West [32.02%]	32.02	791
TOTAL	100	2712

Table 3; Geopolitical Distribution of Amnesty Release

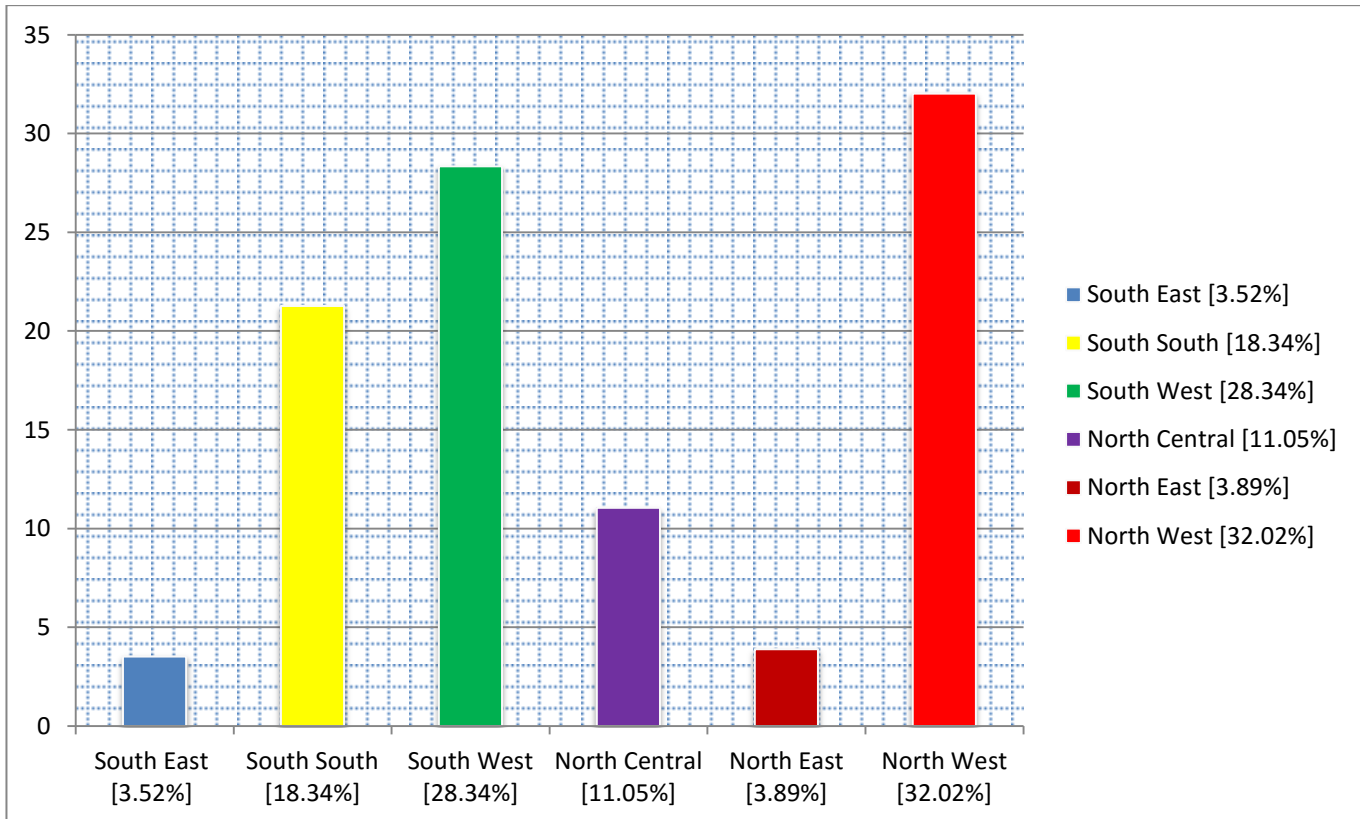


Fig 3a; Geopolitical Distribution of Amnesty Release

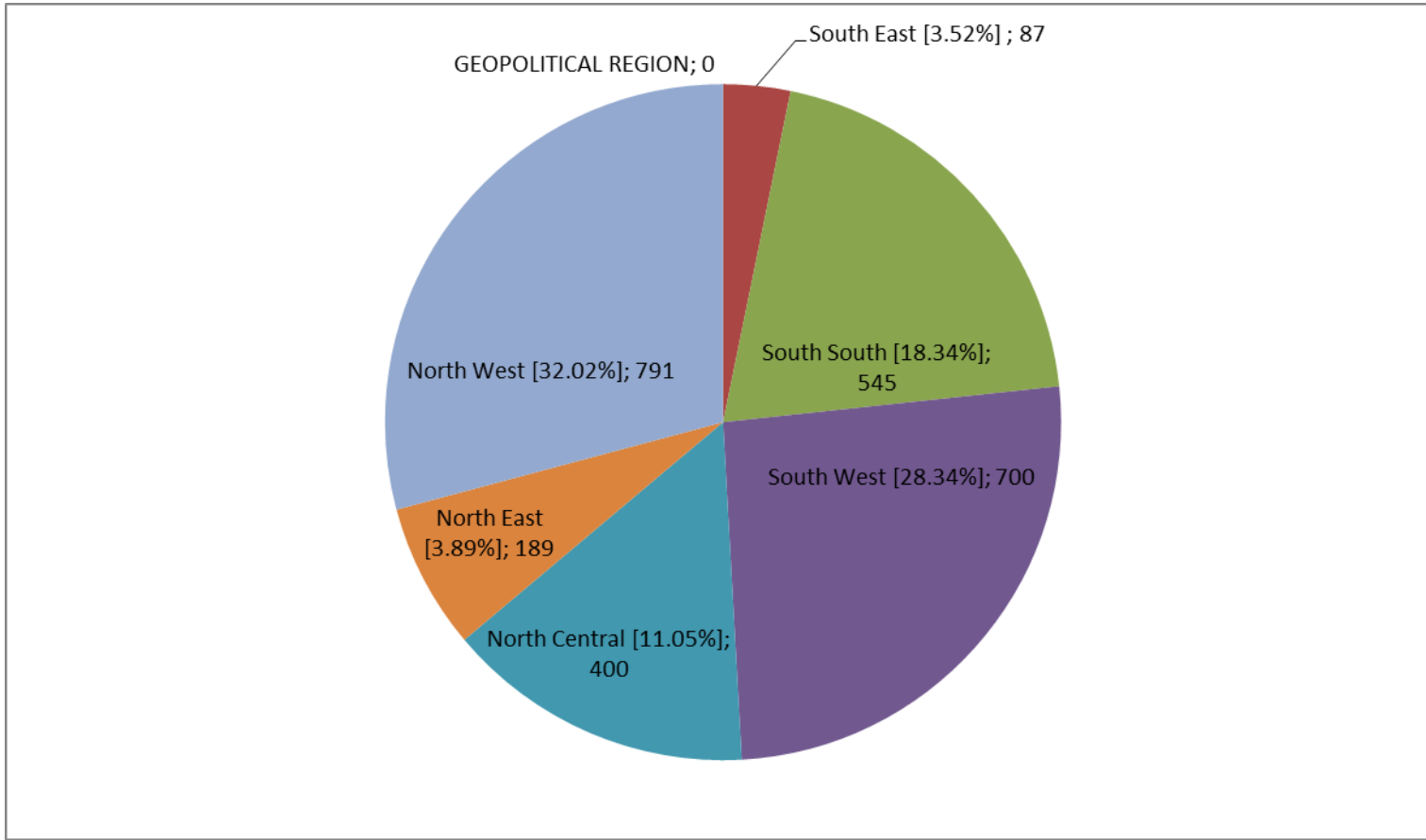


Fig 3b; Geopolitical Distribution of Amnesty Release



STATE DISTRIBUTIONS

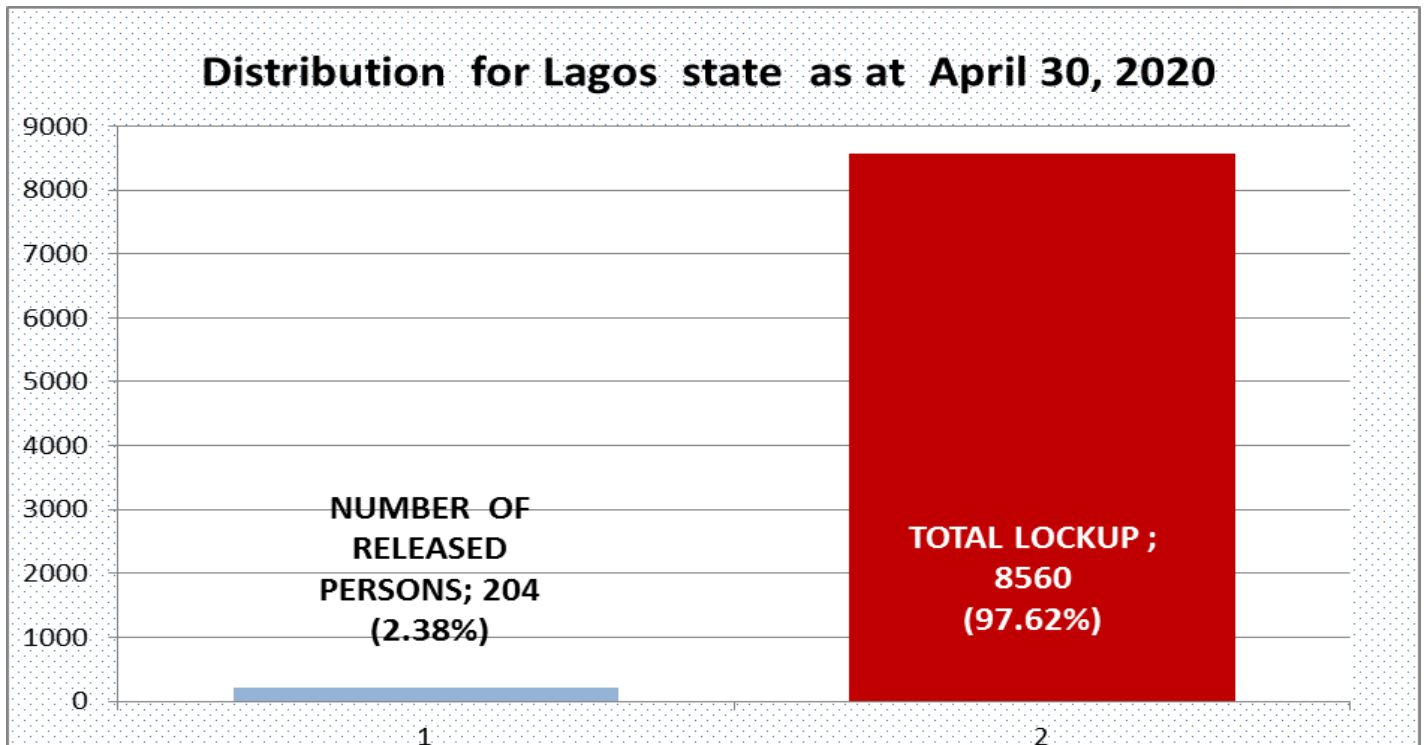


Fig 4a; Distribution For Lagos state

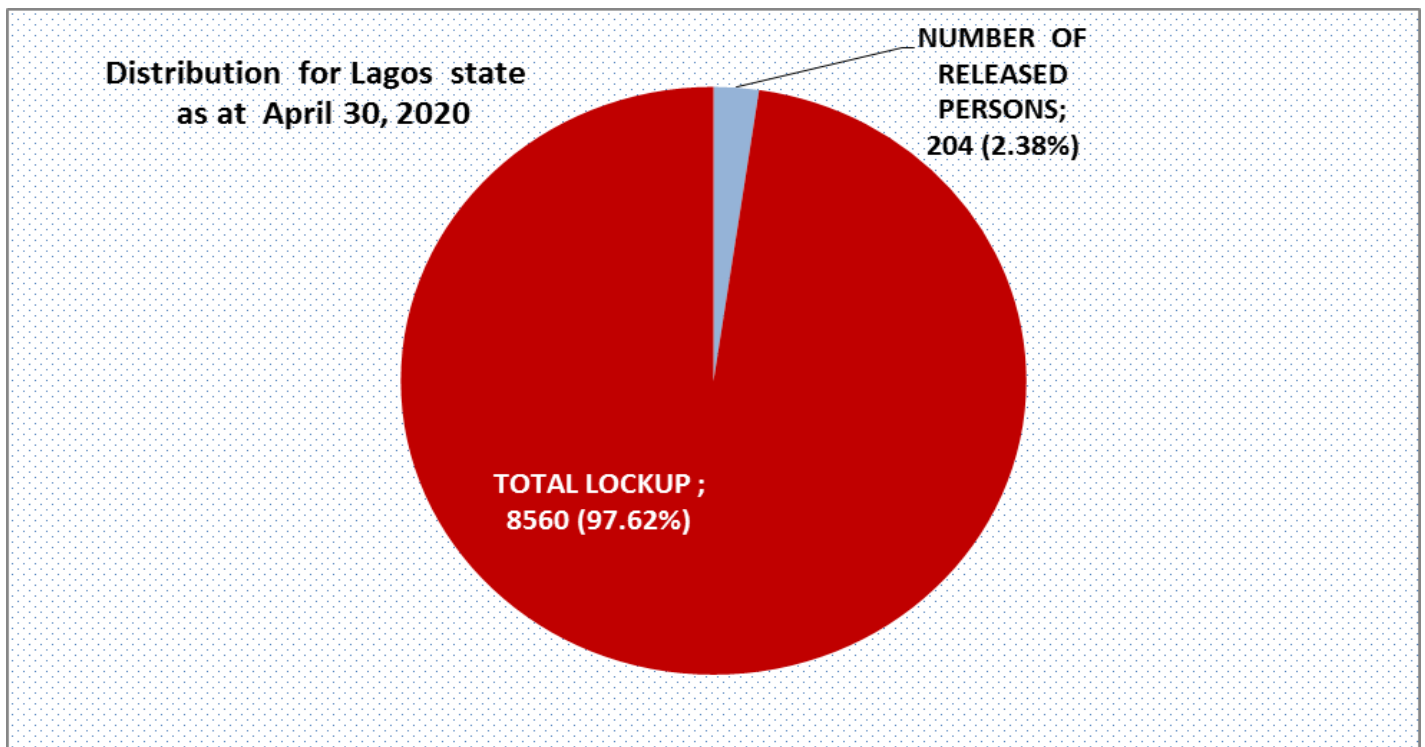


Fig 4b; Distribution For Lagos state



DISTRIBUTION FOR FCT AS AT APRIL, 2020

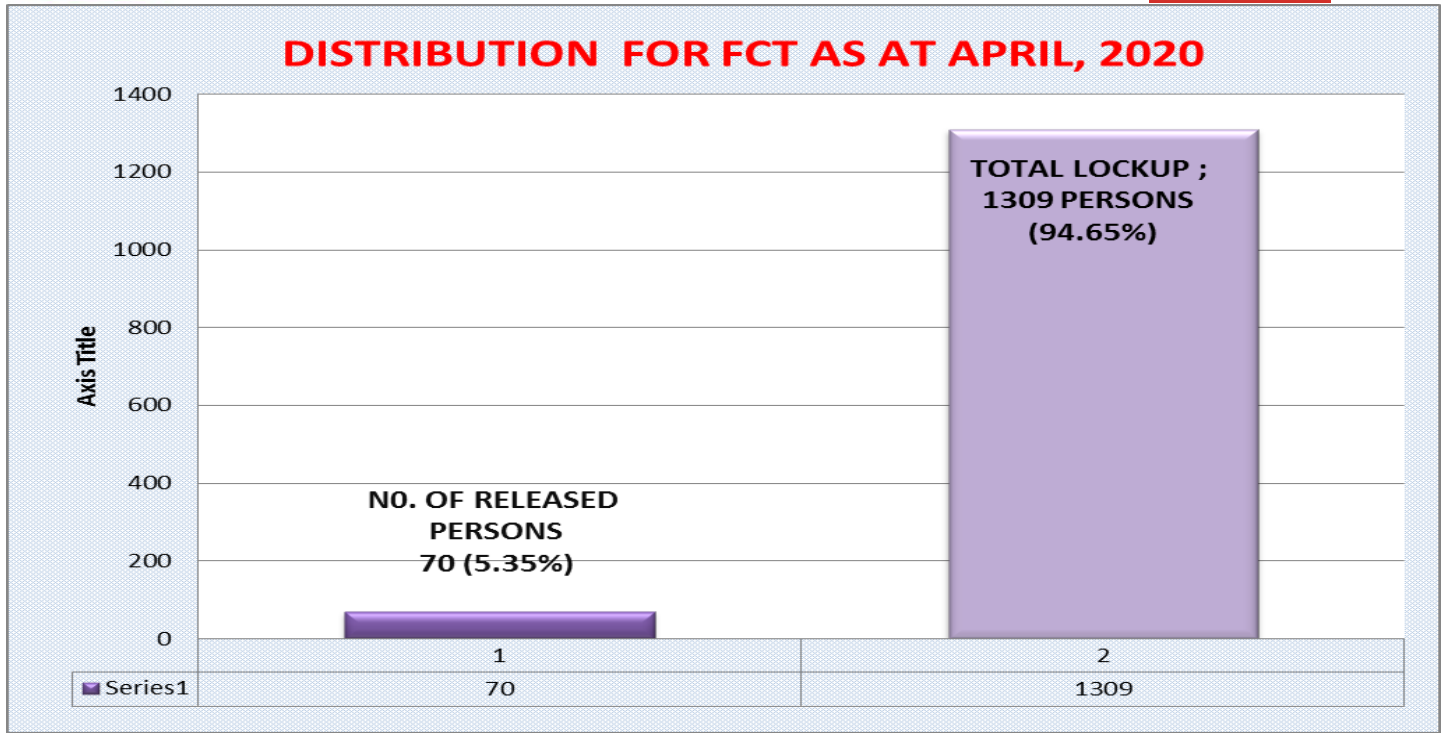


Fig 5a FCT distribution

DISTRIBUTION FOR FCT AS AT APRIL, 2020

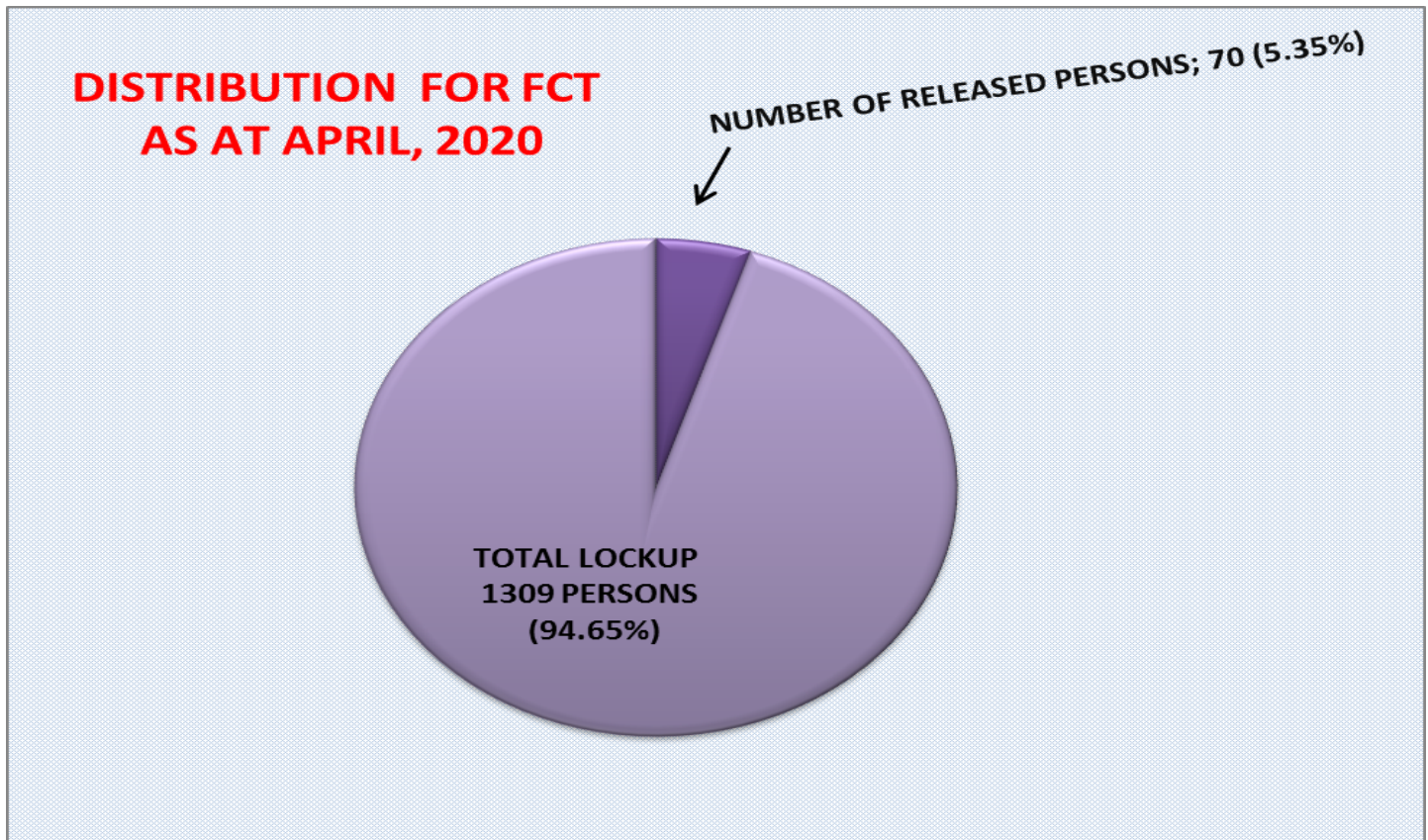


Fig 5b FCT distribution